



Vendor	ABT 360 KT/Y PP PLANT Project			Owner
	Index of Instruction and Operating Manual			 سراج گستران رجال SERAJ GOSTARAN REJAL (بهایی خانی)
	Vendor's Doc. No.: 23249-20	Rev.: 01		
	PPEC Doc. No.: L03-RE037-ME-INX-002			

PPEC REQ. NO. : L03-RE037-ME-INX-002

ITEM NO. :

TOTAL PAGES : 04

- **NO COMMENTS** : Documents/Drawings Were Checked By PPEC And Further Step Can Be Followed.
- **COMMENTED AS MARKED:** Documents/Drawings Were Checked By PPEC And Marked Comments Must Be Considered By Vendor. Vendor Shall Revise Documents/Drawing As Per Comments And The New Revision Of Documents/Drawings Must Be Revised Prior To Fabrication.
- **REJECTED:** Documents/Drawings Were Checked And It Is Not In Comply With Purchase Requisition Requirements.
- **ACCEPTABLE WITH COMMENTS:** Documents/Drawings Were Checked By PPEC And Comments Must Be Considered By Vendor. Fabrication Can Proceed Accordingly. Revised Document To Be Issued Either For Review Or As Final Certified. However PPEC Will Check The Revised Document For Proper Incorporation Of Comments.
- **NOT RETURNED:** Document Was Received For Information And Not Returned To The Vendor.


Name :
Signature:
Date :

Req. No. :

Seq. No.:

PPEC review & comments does not absolve the vendor of the responsibility for the corrected design, manufacturing and operation of the equipment

01	15-05-2025	Issue for Engineering	M.C.	S.K.	J.J.	
00	24-04-2025	Issue for Engineering	M.C.	S.K.	J.J.	
REV.	DATE	Description	Prepared by	Checked by	Approved by	Authorized by

Vendor	ABT 360 KT/Y PP PLANT		Contractor (DEC)	Owner
	Index of Instruction and Operating Manual			
	Vendor's Doc. No.: 2 3 2 4 9 - 2 0	Rev.: 01		
	PPEC Doc. No.: L03-RE037-ME-INX-002			

PAGE NO.		CHANGE INDEX DURING FORMAL ISSUE						REASON OF LATEST CHANGE
		FIRST ISSUE	SECOND ISSUE	THIRTH ISSUE	FOURTH ISSUE	FIFTH ISSUE	SIXTH ISSUE	
		REV.00	REV.01	REV.02	REV.03	REV.04	REV.05	
1		X	X					
2		X	X					
3		X						
4		X	X					
5		X						
6								
7								
8								
9								
10								
11								
12								
13								
14								
15								
16								
17								
18								
19								
20								
21								
22								
23								
24								
25								
26								
27								
28								
29								
30								
31								
32								
33								
34								
35								
36								
37								
38								
39								
54								

ABT 360 KT/Y PP PLANT Project

TABLE OF CONTENTS

A	General Data
B	Safety Precautions
C	Main Components
1	Compressor
2	Motor
3	Moisture Separator
4	Inter / after cooler
D	Instrumentation
1	Instrument Index
2	Pressure gauge
3	Differential pressure transmitter
4	Pressure transmitter
5	Temperature transmitter
6	Thermowell
7	Solenoid valve
8	Ball valve
9	Globe valve
10	Check valve
11	Y-strainer
12	Pressure safety valve
E	Electrical Equipment Electrical Load list
1	Programmable Logic Controller (PLC)
F	Documents
1	Piping and Instrument Diagram
2	General Arrangement Drawing
3	Foundation Drawing
4	Panel Layout Drawing
5	Control Philosophy

ABT 360 KT/Y PP PLANT Project

TABLE OF CONTENTS

6	Wiring Diagram
7	Equipment Datasheet
8	I/O list
9	Modbus List
10	Cause & effect chart
11	Alarm & Set point list
G	Preventive maintenance chart
H	Overall spare parts list
I	Logbook
J	Plant manager liability list

Site Condition

Standards:IEC;DIN/VDE;ISO

Main Motor Data sheet

HAZOP and SIL Studies and Report

Total Weights